

USER'S GUIDE

JORDAN E



RESI[®]
www.resi.cz

Manufacturer: RESI Třeboň spol. s r.o., Novohradská 1153, 379 01 Třeboň

Medical device options:

JORDAN E1e, E1h, E1e low , E1e Face

JORDAN E2e, E2h, E2e low, E2e Face

JORDAN E box

Medical device dedicated purpose: The JORDAN E tables are intended for usage in medical facilities as examination couches, for basic examination. They can also be used as rehabilitation couches for patients in rehabilitation facilities, they are used for physical therapy especially suitable for child patients performing Vojta Therapy under continuous supervision of medical personnel. It is suitable for massage and spa procedures.

Important notice - the JORDAN table is not suitable for explosive environment. The device is not suitable for usage with the presence of inflammable anaesthetics and air mixtures, or inflammable anaesthetics and oxygen mixtures, or monoxide nitrogen.

Usage of explosive anaesthetics is dangerous.

Risk class: In terms of § 6, par. 1, letter a) of Act No. 268/2014 Coll., on medical devices, and in terms of Act No. 634/2004 Coll., on administrative fees, as amended, the medical device set forth above is classified in compliance with Attachment No. 9 of the Government Regulation No. 54/2014 Coll. in the Risk Class I.

Medical device sterility: The medical device indicated above is put in the market as a NON-STERILE device.

Measuring features: The medical device indicated above is put in the market as a NON-MEASURING device.

Specifications:

Table weight	approx. 100 kg
Basic dimensions *	200 x 80-120 cm
Maximum couch load	180 kg

* The basic dimensions may differ according to requirements of customer.


Couch installation steps:

1. Remove the packaging materials.




2. Adapt to the floor unevenness using the levelling screw

3. The couch height can be set using electric motor or hydraulics. The couch with fixed height is JORDAN E box.




ELECTRIC MOTOR - The couch height can be set using manual, pedal, or structure control element. The electric motor has a safety clutch, which prevents from further lowering in case of any obstruction (limb under the table, in the structure, etc.). The clutch only slips in such a case. Pinching can only happen due to the own weight of the upholstered upper board.




Manual control element for setting the couch height.



Pedal control element for setting the couch height.



Structure control element for setting the couch height.



HYDRAULICS - The couch height is increased by stepping on the pedal lever. The couch height is decreased by lifting the pedal lever.

Couch operation:

JORDAN E1e



JORDAN E2e



JORDAN E1e low



JORDAN E box



At couches JORDAN E1e low as reduced access height of 30 cm, which is much more suitable for immobile patients.



By actuating the pedal, eject castors and handle the couch. By releasing the pedal, fix the couch again.



The head section is controlled by gas struts.



Release the holder slider by loosening the fly nut, and adjust the paper size.



The safety switch box is equipped with removable magnetic pin. When removed, the electric motor startup is avoided, and thus, any unauthorized person injury is minimized between the upper and the lower part of the chair.

Safety

Safety instructions:

- Do not allow children to use and operate the device.
- Do not overload above the maximum limit of 180 kg.
- Do not sit on the head section raiser with the maximum load of 60 kg, in order to prevent from injury or couch permanent damage.

Potential failures and troubleshooting:

- The head section raiser does not keep its position even under a small load: you can set the spring pressure and the spring resistance force by rotating the gas piston body clockwise. When the failure persists, contact the service.

Special conditions for storage and maintenance:

Good quality coaches require proper care to prevent from preliminary devaluation.

Keep the coaches away from excessive moisture and heat.

Protect the upholstery against shocks from sharp edges of other furniture, and against sunshine.

Clean the dust away with wet cloth.

You can disinfect the couch parts with INCIDIN LIQUID disinfection agent, which is delivered with the couch including a sprayer. You can also order these disinfection agents later from RESI Třeboň spol. s r.o. company.

You can remove contamination from all parts of the couch using detergents, such as Corona, Universal, etc., with sponge or cloth. Do not use any organic solvents for the cleaning (benzol, trichlorethylene, acetone, etc.).


In order to treat chromed parts, use Neoxyd, Silichrom, etc.

Alerts and other important warnings:

Guarantee, guarantee conditions:

Providers (of health care) are bound to assure the following 2-year guarantee conditions:

- Install, use, and maintain medical devices for the intended purpose, and in compliance with operating rules (user's guide) of the manufacturer, and regulations for occupational and health protection.
- Keep the operating documentation of the medical device.
- The manufacturer sets the obligation to perform a safety/technical inspection at least every 12 months, provided by the manufacturer.

 The couch lifetime is max. 10 years since the delivery date. After this period, complete audit of the couch must be performed by the manufacturer. The couch may not be used within the health service without the audit!! The manufacturer performs the audit based on the order by the medical device user. Based on the complete audit, the couch lifetime is extended by 5 years.

Caution!

If the instructions included in this user's guide are not observed, the manufacturer is not liable for damages, if any, resulting from incompetent operation or treatment.

User's guide version number: 1.1

User's guide publication date: 1. 4. 2015



RESI[®]
www.resi.cz

RESI Třeboň spol. s r. o.

Novohradská 1153, 379 01 Třeboň, Czech Republic

Tel.: +420 384 724 292, Fax: +420 384 724 293