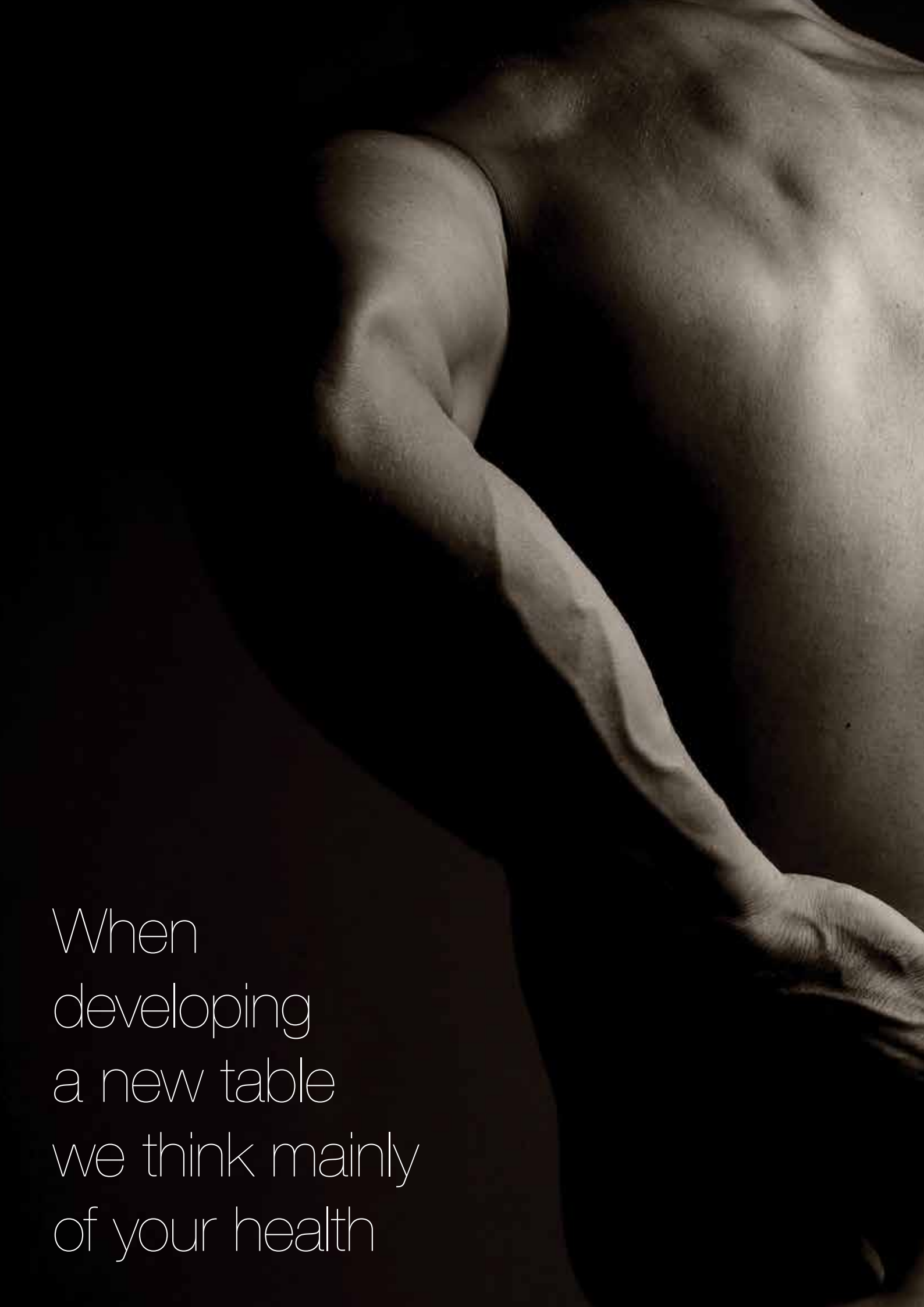


RESI[®]

Face

New design, new control



When
developing
a new table
we think mainly
of your health

Each detail was given careful thought
and tested to meet all technical
requirements of physiotherapists
and at the same time to provide
comfort for patients.



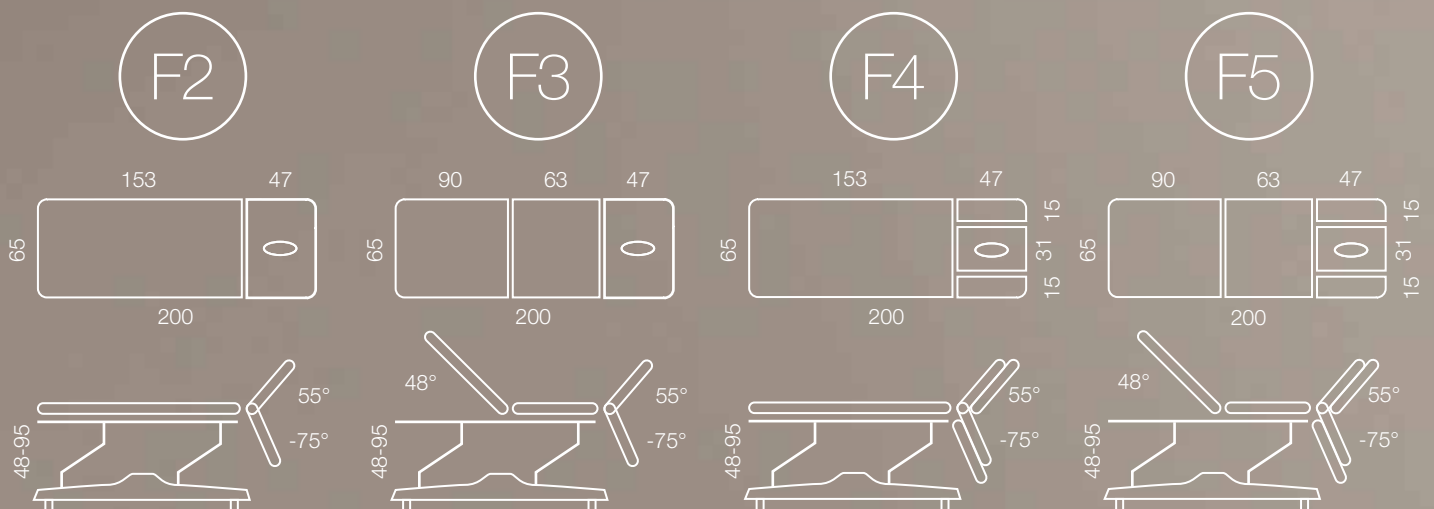
JORDAN physiotherapeutic couch, F line



JORDAN F line - single-actuator couches with a stabile construction and electrically adjustable height.

The F line offers the basic model of a professional couch in a new elegant design.

- The structure is stable in all therapeutic positions and heights with a lifting range from 50 to 105 cm with a patient lying on the couch.
- The lower position enables disabled and older people easy access to the couch.
- The couch positions can be easily and quietly adjusted during therapy.
- This product line has a broad area of application.
- Beds can be used for examinations, massages, physiotherapy.

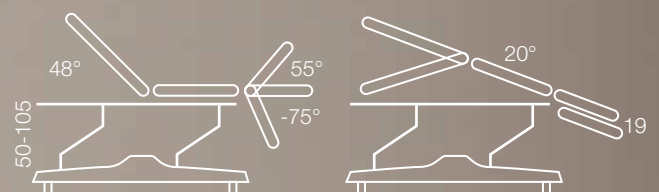
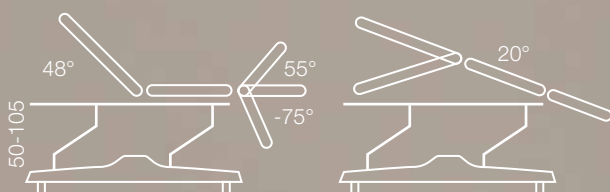
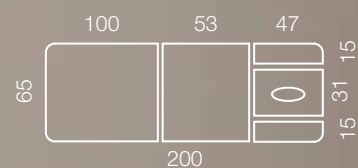
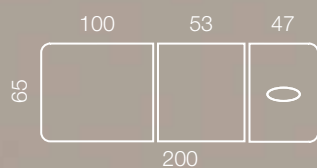


JORDAN physiotherapeutic couch, G line

JORDAN G line – double-actuator couches of stable construction whose height can be adjusted and backrest altered to the drainage position electrically.

The G line offers a higher standard of professional couches with an elegant design.

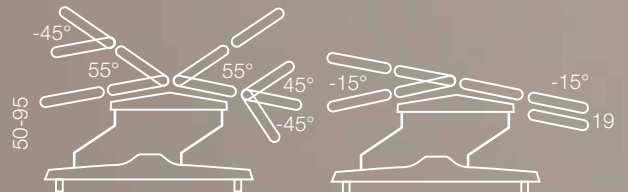

- The construction is stable in all therapeutic positions and heights with a lifting range from 50 to 105 cm even with the patient lying on the couch.
- The lower position enables disabled and older people easy access to the couch.
- This product line is equipped with a second actuator for adjusting the bed to the drainage position for special physiotherapy.
- Bed positions can be easily and silently adjusted during therapy.
- This product line has a broad area of application.
- The couches can be used for examinations, massages; they are highly suitable physiotherapeutic treatment for which they are specially designed. In addition they can be used for simple surgical procedures.



Jordan Face G plus

Three-motor adjustable bed with electrical positioning of height, control of the position of legs and back.

- High comfort of upholstered segments
- Easy control and position adjustment of the bed
- Trendelenburg position



Colours

Choose the colour which will best suit your workplace because colours have the power to affect your moods and feelings. Opt for the yellow of the sunlight, brighten up your office with a sky-blue table; let the green upholstery enhance the peaceful atmosphere or relax by a pure white table. Let your imagination decide.

Leatherette upholstery sampler



Construction frame RAL colour sampler



The pictures, text, and colours in the catalogue are approximate and are not binding. The products can be changed without prior notice.

RESI[®]



Face

The FACE structure is designed
for the following types of beds:
F line: F2, F3, F4, F5
G line: G3, G5, G4 plus G6 plus
U line: U2, U3, U4, U5, U6, U7
E line: E1 Vojta table, E2 Vojta table

* For topical information see www.resi.cz

RESI Třeboň spol. s r. o.
Novohradská 1153
379 01 Třeboň, Czech Republic

www.resi.cz

Tel.: +420 384 724 292
Fax: +420 384 724 293